




# PRESSURE WASHERS





# Petrol Pressure Cleaners

## Summary - Honda Direct Drive



CATEGORY		STANDARD MODELS				SEMI-PROFESSIONAL		
MODEL	Code120	BEVR2455-H	BAR2850A-H	BAR2550A-H	BAR2760B-H	BAR3065A-H	BAR2565C-H	BAR3890A-H
<b>PERFORMANCE</b>								
Water Pressure (Psi)		2400 Psi	2800 Psi	3000 Psi	2800 Psi	3000	2700 Psi	3800 Psi
Water Flow Rate		9.0	9.5 l/min.	9.5 l/min.	9.5 l/min.	11.3 l/min.	11.3 l/min.	13
Engine - Model		Honda 5.0 Hp	Honda 5.0 Hp	Honda 5.0 Hp	Honda 6.0 Hp	Honda 6.5Hp	Honda 6.5Hp	Honda 9.0 Hp
Pump - Type		AR	BE	AR	Comet	AR	Comet	AR
- Model		Axial	Axial	Axial	Axial	Axial	Plunger	Plunger
- Unloader style		Built In	Built In	Built In	Built In	Built In	Built In	Built In
- Head		Alum.	Alum.	Alum.	Brass	Brass	Brass	Brass
- Pump Manufactured In		China	China	China	Italy	China	Italy	China
Frame		Gray Steel	Gray Steel	Gray Steel	Gray Steel	Grey Steel	Gray Steel	Gray Steel
<b>ACCESSORIES INCLUDED</b>								
Accessory Kit - with hose		85.400.329	85.400.329	85.400.329	85.400.326			85.400.355
Hose Only		85.225.230	85.225.230	85.225.230	85.225.125	85.238.133	85.238.151	85.238.155
Hose Length		7.5m	7.5m	7.5m	7.5m	10m x 1/4"	9.2m	15m
Hose Type		1/4" Thermo	1/4" Thermo	1/4" Thermo	5/16" R1 Black	5/16" R1 Black	3/8" R1 Black	3/8" R1 Grey
Accessory Kit -without hose		85.205.012	85.205.012	85.205.012	85.430.200		85.435.200	85.435.200
Gun		85.205.050N	85.205.050N	85.205.050N	85.205.051	85.205.050N	85.205.055	85.205.055
Lance		inc.	inc.	inc.	inc.	inc.	85.205.056	85.205.056
Nozzles - 4 Quick Connect		85.210.025	85.210.025	85.210.030	85.210.030	85.210.035	85.210.035	85.210.035
- Orifice Size		025	025	030	030	035	035	035
Turbo Nozzle - (Optional)		25.1620.30	25.1620.30	25.1620.30	25.1620.30	25.1620.35	25.1620.35	25.1620.35
Adaptor to fit turbo		85.211.007	85.211.007	85.211.007	85.211.007	85.211.007		
Detergent Injection								
Engine		GCV160	GC160	GC160	GC190	GP200	GX200	GX270
Warranty (Domestic/Comm)		2yr D / 3m C	2yr D / 3m C	2yr D / 3m C	2yr D / 3m C	2yr D / 3m C	2yr Commercial	2yr Commercial
Engine Supplier		Honda USA	Honda USA	Honda USA	Honda USA	Honda Australia	Honda Canada	Honda Canada
USA Carb approved		Yes	Yes	Yes	Yes			
Oil							85.490.030	85.490.030
Filter								
Pump Assy (parts page 296/324)		RMW2.2G24D	RMV2.5G24	RMV2.5G30	BXD2528G	RMV25G30	BWD-K3027G	RSV3G38D-F40EZ
Unloader								
Thermal Dump Valve							85.300.023	
Inlet Filter								
Garden Hose Adaptor		85.300.165	85.300.165	85.300.165	85.300.165	85.300.165	85.300.165	85.300.165
Detergent Injector								
Soap Hose c/w filter					85.400.005		85.400.005	85.400.005
Gauge							85.305.000	85.305.00
Frame			85.600.124	85.600.124	85.600.124	85.600.124	85.600.124	85.600.125
Wheel					85.660.004BF		85.660.004BF	85.660.050BF
Weight - Dead		38 Kg	35 Kg	35 Kg	36 Kg		41	82
- Cubic		48 Kg	48 Kg	48 Kg	48 Kg	48 Kg	48 Kg	78 Kg
					🤖		🤖🤖	

PRICE

QUALITY

PRICE

QUALITY

# Petrol Pressure Cleaners

## Summary - Honda Direct Drive



SEMI-PROFESSIONAL				ALUMINIUM FRAME		CAT PUMP POWERED			
BAR4013K-H	BAR4013-H	BAR4013-HE	BAR4013-HS	BAR3065A-HA	BAR4013A-HA	BAR3065J-H	BAR4213J-H	BAR4013J-H	
4200	4000	4000	4000	3000	4000	3000 Psi	4200	4000	
15	15	15	15	10.5 l/min.	15	10.2 l/min.	15	15	
Honda 13Hp	Honda 13Hp	Honda 13Hp	Honda 13Hp	Honda 6.5Hp	Honda 13Hp	Honda 6.5Hp	Honda 13Hp	Honda 13Hp	
Comet	Comet	Comet	Comet	AR	AR	Cat	Cat	Cat	
Plunger	Plunger	Plunger	Plunger	Plunger	Plunger	Plunger	Plunger	Plunger	
Built In	External	External	External	Built In	External	Built In	Built In	External	
Brass	Brass	Brass	Brass	Brass	Brass	Brass	Brass	Brass	
Italy	Italy	Italy	Italy	China	China	Japan	Japan	Japan	
Gray Steel	Gray Steel	Gray Steel	Stainless	Aluminum	Aluminum	Gray Steel	Gray Steel	Gray Steel	
85.435.355	85.435.200	85.435.200	85.400.356A				85.435.350	85.435.350	
85.238.155	85.238.155	85.238.155	85.238.155				85.435.200	85.435.200	
15m	15m	15m	15m	9.2m	15m	15m	15m	15m	
3/8" R1 Grey	3/8" R1 Grey	3/8" R1 Grey	3/8" R1 Grey				3/8" R1 Grey	3/8" R1 Grey	
85.435.200	85.435.200	85.435.200	85.435.200				85.435.200	85.435.200	
85.205.055	85.205.055	85.205.055	85.205.055	4018000079			85.205.055	85.205.055	
85.205.056	85.205.056	85.205.056	85.205.056	85.205.063			85.205.056	85.205.056	
85.210.035	85.210.035	85.210.035	85.210.035	85.210.035			85.210.035	85.210.035	
035	035	035	035	035			035	035	
25.1620.35									
GX390	GX390	GX390 Elec.	GX390	GX200	GX390	GX200	GX390	GX390	
2yr Commercial	2yr Commercial	2yr Commercial	2yr Commercial	2yr Commercial	2yr Commercial	2yr Commercial	2yr Commercial	2yr Commercial	
Honda Canada	Honda Canada	Honda Canada	Honda Canada	Honda Canada	Honda Canada	Honda Canada	Honda Canada	Honda Canada	
	85.490.030	85.490.030							
ZWD-K4042	ZWD4040G VRT3 4500	ZWD4040G VRT3 4500	ZWD4040G VRT3 4500	RSV3G31D-F25	RRV4G40	4DNX27G51	67DX39G1	66DX40GG1	
85.300.165	85.300.165	85.300.165	85.300.165	85.300.165	85.300.165	85.300.165	85.300.165	85.300.165	
	85.300.097	85.300.097							
	85.400.005	85.400.005							
	85.310.000	85.310.000	85.310.000						
85.600.125	85.600.125	85.600.125	85.600.007		85.600.129		85.600.125	85.600.125	
85.660.050BF	85.660.050BF	85.660.050BF	85.660.050BF		85.660.050BF		85.660.050BF	85.660.050BF	
79	82 Kg			45 kg	76 Kg			76 Kg	
78 Kg	78 Kg			48 Kg	78 Kg	48 Kg	78 Kg	78 Kg	

QUALITY

PRIMO QUALITY



# Petrol Pressure Cleaners

## Summary - Powerease Direct Drive



NORMAL USE								
MODEL	Code120	B389X	BEVR2455-R	BAR2660-R	BAR3170A-R	BAR2770C-R	BAR4015A-R	BAR4015C-R
<b>PERFORMANCE</b>								
Water Pressure (Psi)		2400 Psi	2400 Psi	2600 Psi	3100 Psi	2700 Psi	4000 Psi	4000 Psi
Water Flow Rate		9.0	7.9	8.7 l/min.	8.7 l/min.	11 l/min.	15	15
Engine - Model		Honda 5.0	Powerease 6.0 Hp	Powerease 6.0	Powerease 7.0	Powerease 7.0	Powerease 15 Hp	Powerease 15
Pump - Type		AR	AR	AR	AR	Comet	AR	Comet
- Model		Axial	Axial	Axial	Axial	Plunger	Plunger	Plunger
- Unloader style		Built In	Built In	Built In	Built In	Built In	Built In	External
- Head				Alum.	Brass	Brass	Brass	Brass
- Pump Manufactured In		China	China	China	China	Italy	China	Italy
Frame		Gray Steel	Gray Steel	Gray Steel	Gray Steel	Gray Steel	Gray Steel	Gray Steel
<b>ACCESSORIES INCLUDED</b>								
Accessory Kit - with hose							85.440.350	85.440.350
Hose Only							85.238.153	85.238.153
Hose Length		7.5m	7.5m	10m	10m	10m	15m	15m
Hose Type							3/8" R1 Black	3/8" R1 Black
Accessory Kit -without hose							85.440.200	85.440.200
Gun							85.205.055	85.205.055
Lance - 900mm							85.205.056	85.205.056
Nozzles - 4 Quick Connect							85.210.040	85.210.040
- Orifice Size							040	040
Turbo Nozzle - (Optional)								
Adaptor to fit turbo								
Detergent Injection								
Engine				R200	R210	R210	R420	R420
Warranty (Domestic/Comm)				2yr D / 3m C	2yr D / 3m C		2yr Commercial	2yr Commer-
Engine Supplier				Powerease	Powerease		Powerease	Powerease
USA Carb approved				Yes	Yes		Yes	Yes
Oil								
Filter								
Pump Assy (parts page 296/324)				RQV 2.5 G26	RMV2.5G30D	BWD-K3027	ZWD4040G	ZWD4040G
Unloader								
Thermal Dump Valve								
Inlet Filter								
Garden Hose Adaptor								
Detergent Injector								
Soap Hose c/w filter								
Detergent Tank		yes	yes	yes	yes	yes		
Frame				85.600.122	85.600.122		85.600.125	85.600.125
Wheel				85.600.122-05	85.600.122-05		85.660.050BF	85.660.050BF
Weight - Dead								
- Cubic								



# Petrol Pressure Cleaners

## Summary - Honda Pro



MODEL	Code120	BAR2565-HJJ	BAR3090-HJJ	BAR4013-HJ	BAR2565G-HJJ	BAR3513G-HJV	BAR4013G-HJV	BAR2613G-HJV
<b>PERFORMANCE</b>								
Water Pressure (Psi)		2700 Psi	3000 Psi	4000 Psi	2700	3500 Psi	4000 Psi	2600 Psi
Water Flow Rate		11 l/min.	15 l/min.	15 l/min.	11 l/min.	15 l/min.	13 l/min.	21 l/min.
Engine - Model		Honda 6.5 Hp	Honda 9 Hp	Honda 13 Hp	Honda 6.5Hp	Honda 13Hp	Honda 13 Hp	Honda 13 Hp
Pump - Type		Comet	Comet	Comet	Comet	Comet	Comet	Comet
- Model		Plunger	Plunger	Plunger	Plunger	Plunger	Plunger	Plunger
- Unloader style		Built In	External	External	External	External	External	External
- Head		Brass	Brass	Brass	Brass	Brass	Brass	Brass
- Pump Manufactured In		Italy	Italy	Italy	Italy	Italy	Italy	Italy
Frame		Gal Roll Frame	Gal Roll Frame	Gal Roll	Gal Roll Frame	Gal Roll Frame	Gal Roll Frame	Gal Roll Frame
<b>ACCESSORIES INCLUDED</b>								
Accessory Kit - with hose								
Hose Only		85.238.155	85.238.233	85.238.155	85.238.155	85.238.155	85.238.155	85.238.155
Hose Length		15m x 3/8"	10m x 3/8"	15m x 3/8"	15m x 3/8"	15m x 3/8"	15m x 3/8"	15m x 3/8"
Hose Type		Grey R1	Grey R2	Grey R1	Grey R1	Grey R1	Grey R1	Grey R1
Accessory Kit -without hose								
Gun		4018000079	4018000079	4018000079	85.205.026	4018000079	30.1220.86	
Lance		85.205.063	85.202.026S	85.202.026S	Inc	85.202.026S	85.202.026S	
Nozzles - 4 Quick Connect		85.210.035	85.210.040	85.210.035	85.210.040	85.210.045	85.210.035	
- Orifice Size		035	040	035	040	045	035	
Turbo Nozzle - (Optional)								
Adaptor to fit turbo								
Engine		GX200	GX270	GX390	GX200	GX390	GX390	GX390
Warranty (Domestic/Comm)				2 year C				
Engine Supplier		Honda Aust	Honda Aust	Honda Aust	Honda Aust	Honda Aust	Honda Aust	Honda Aust
Muffler								
Oil								
Filter								
Pump Assy (parts page 296)		BWD-K3027	ZWD3530G	ZWD4040	LW3525S	RW4030	RW3540	
Unloader		Built in		60.0007.60	60.0700.00	60.0007.60	60.0007.60	
Thermal Dump Valve				60.0630.50	60.0630.70	60.0630.70	60.0630.50	
Safety valve								
Inlet Filter				85.300.055	85.300.058	85.300.058	85.300.055	
Garden Hose Adaptor		85.300.165	85.300.165	85.300.165		85.300.165	85.300.165	
Detergent Injector					85.300.097			
Soap Hose c/w filter				85.400.001	85.400.006	85.400.001	85.400.001	85.400.001
Gauge		18160104	1614583	1615933	1614538	1615933	1615948	1615948
Gear Box		na	na	50.0600.00	50.0600.00	50.0000.00	50.0000.00	50.0000.00
Frame		Frame JJ	Frame JJ	Frame JJ	Frame JJ	Frame J	Frame J	Frame J
Wheel		85.660.004BF	85.660.004BF	85.660.004BF	85.660.004BF	85.660.050W	85.660.004BF	85.660.004BF
Weight - Dead		35 Kg	35 Kg		35 Kg			

# Petrol Pressure Cleaners

## Summary - Honda Pro



CWC-7004-4MGH

	4016G-VEJD	4023G-HEJM	3627G-HEJM	5027G-HEJM	7027-HEJM	3513P-H	3013P-H	3013P-HM	3513P-HM	5027P-HER
	4000 (3000)	4000	3600	5000	7300	3500	3000 Psi	3000 Psi	3500 Psi	5000
	18 (21)	21	27	21	17	15 l/min.	21 l/min.	21 l/min.	15 l/min.	20
	Briggs 16Hp	Honda 20Hp	Honda 24Hp	Honda 24Hp	Honda 24Hp	Honda 13Hp	Honda 13Hp	Honda 13Hp	Honda 13Hp	Honda 22Hp
	Comet Plunger	Comet Plunger	Comet Plunger	Comet Plunger	Comet Plunger	Comet Plunger	Comet Plunger	Comet Plunger	Comet Plunger	Comet Plunger
	External	External	External	External	External	External	External	External	External	External
	Brass	Brass	Brass	Brass	Brass	Brass	Brass	Brass	Brass	Brass
	Italy	Italy	Italy	Italy	Italy	Italy	Italy	Italy	Italy	Italy
	4 wheel gal	4 wheel gal	4 wheel gal	4 wheel gal	4 wheel gal	4 wheel gal	2 wheel	4 wheel gal	4 wheel gal	4 wheel black
	85.238.155	85.238.155	85.238.261	85.238.261	85.238.261			85.238.261	85.238.155	
	15m x 3/8"	10m x 3/8"	15m x 3/8"	15m x 3/8"	15m x 3/8"			15m x 3/8"	15m x 3/8"	
	Grey R1	Grey R2	Grey R2	Grey R2	Grey R2			Grey R2	Grey R1	
	30.1220.86	4018000079	4018000079	30.1220.86	202 750 500			4018000079	4018000079	
	41.0900.00	41.0900.00	85.202.026S	85.202.026S	070 012 002			85.202.027S	85.202.026S	
	85.210.045	85.210.055	85.210.090	85.210.050	0124006210			85.210.065	85.210.040	
	045	055	090	050	030			065	040	
	Vanguard 16	GX630	GX690	GX690	GX690			GX390	GX390	
	Briggs	Honda Aust VHRC1	Honda Aust VHRC1	Honda Aust VHRC1	Honda Aust VHRC1			Honda Aust	Honda Aust	
	RW5040	RW5040	TW8036S	TW5550S	TW4070			RW5530L	RW4030	
	60.0007.60	60.1800.00	60.0427.60	60.1800.00	60.1470.00			60.0007.60	60.0106.00	
	60.0630.50	60.0630.70						60.0630.50	60.0630.50	
	85.300.055							85.300.058	85.300.058	
	85.300.165	85.300.165								
	21.0150.21	21.0150.21						85.400.001	85.400.001	
	85.400.001	85.400.005						85.400.001		
	1615948	1615933	1615933	1615948	1615948			1614958	1614933	
	50.0000.00	50.0062.00	50.0060.00	50.0071.00	50.0071.30			Belt	Belt	Belt
	85.600.204G	Frame JM	Frame JM	Frame JM	Frame JM			85.600.205G	85.600.205G	
	85.660.050W	85.660.004	85.660.004	85.660.004BF	85.660.004BF			85.660.006	85.660.006	



# Petrol Pressure Cleaners

## Honda Direct Drive

5 & 6 HP HONDA

POWERED by HONDA™



POWERED by HONDA™



▲ DOMESTIC with Honda GCV Vertical Engine				
Model	Psi	Flow	Engine	Pump
BEVR2455-H	2400	9.0	5.0Hp GCV	Annovi Vertical

Includes:  
 Built in detergent tank, gun, lance, 4 qc nozzles and 7.5m hose.  
 Annovi Pump - designed in Italy, built in China  
 Ready to work  
 Weighs 38kg

▲ DOMESTIC with Honda GC Horizontal Engine				
Model	Psi	Flow	Engine	Pump
BAR2850A-H	2800	9.5	5.0Hp GC	Annovi Axial A
BAR2550A-H	3000	9.5	5.0Hp GC	Annovi Axial B
BAR2760B-H	2800	9.5	6.0Hp GC	Comet Axial B

Includes:  
 Detergent injector, gun, lance, 4 qc nozzles and 7.5m hose.  
 Comet Pump - designed in Italy, built in Italy  
 Annovi Pump - designed in Italy, built in China  
 Norwood Pump - China Axial with aluminium head  
 Weighs 35 to 38kg

**Option Bar**

Pump Oil   Engine Oil   P Saver   Turbo Nozzle   Detergents   Hose Reel   Hose Extn

Extension Wands   Inlet Filter   Water Broom

**Engine Warranty**

Powerase Domestic 2 Years Commercial 3 months	Honda GC & GCV Domestic 2 Years Commercial 3 months	Honda GX Domestic 3 Years Commercial 3 Years
---	---	--



# Petrol Pressure Cleaners

## Honda Direct Drive



6.5, 9 & 13 HP HONDA

POWERED by  
**HONDA™**



POWERED by  
**HONDA™**



### SEMI-PROFESSIONAL with Honda Horizontal Engine

Model	Psi	Flow	Engine	Pump
BAR2565-H	2700	11	6.5Hp GX	Comet Italy Plunger
<i>Pump Option:</i>				
BAR3065A-HA	3000	11	6.5Hp GX	Annovi Plunger
BAR3065A-H	3000	11	6.5Hp GP	Annovi Axial

Includes:  
Gun, lance, 4 qc nozzles, 10m hose & detergent injector  
HA = Aluminium Trolley, see page 20  
Comet - designed & built in Italy / Annovi - designed in Italy, built in China  
Ready to work  
Weighs 35kg

### ▲ PROFESSIONAL with Honda Horizontal Engine

Model	Psi	Flow	Engine	Pump
BAR3890A-H	3800	13	9Hp Honda	Annovi Italy Plunger with IU
BAR4013K-H	4200	15	13Hp Honda	Comet Italy Plunger with IU
BAR4013-H	4000	15	13Hp Honda	Comet Italy Plunger with EU
BAR4013-HE	4000	15	13Hp Honda	Comet Italy Plunger with EU
BAR4013-HS	4000	15	13Hp Honda	Comet Italy Plunger with EU

Includes:  
Gun & Lance, 15m Hose, 4 Quick Connect Nozzles Detergent Injector  
K = Built In Unloader (IU) : HE = Honda Electric Start : HS = Stainless Frame  
Comet Pump - designed & built in Italy : Annovi Pump - designed in Italy, built in China  
Ready to work  
Weighs to 76kg

#### Included



#### Option Bar





# Petrol Pressure Cleaners

## Powerease Direct Drive

5 & 7 HP POWEREASE

**Powerease**  
engines



**Powerease**  
engines



▲ DOMESTIC with Powerease Vertical Engine

Model	Psi	Flow	Engine	Pump
120 B389X	1900	7.0	3.0Hp	Annovi
120 BEVR2455-R	2400	7.9	6.0Hp	Annovi Vertical

Includes:  
Built in detergent tank, gun, lance, 4 QC nozzles and 7.5m hose.  
Weighs 38kg

▲ DOMESTIC with Powerease Horizontal Engine

Model	Psi	Flow	Engine	Pump
120 BAR2660-R	2600	8.7	6.0Hp	Annovi Axial A
120 BAR3170-R	3100	8.7	7.0Hp	Annovi Axial B

Includes:  
Built in detergent tank, gun, lance, 4 QC nozzles and 7.5m hose.  
Weighs 35kg

NEW

Option Bar



# Petrol Pressure Cleaners

## Powerease Direct Drive



15 HP POWEREASE



BAR4015-R supplies the rare combination of quality and price economy.

**WHAT SETS THESE MACHINES APART :**

- Built with Powerease 15hp engines, the best China engine available
- Built with Comet Italian manufactured pumps, including external unloader, not a domestic in built style

Also Features:

- Comet Brass Head Plunger Pump with external unloader, not a built in domestic style
- Powerease 15Hp Engine with 24 month warranty, but you wont need it
- Options of space saving 2 wheel scoop frame with large 10 inch pneumatic tyres or our galvaised J frame for increased protection and ability to mount extras such as Hose Reels and lifting eyes
- Supplied ready to work, with gun & lance, 15 metres of hose and a selection of 4 quick connect nozzles
- Detergent injection via quick connect (low pressure)
- Weighs from 79kg



Italian Pump Assembly ZWD4040 Assy \$935 c

Update Your Pump



▲ PROFESSIONAL with Powerease Engine

Model	Psi	Flow	Engine	Pump
BAR4015A-R	4000	15	15Hp R420	Annovi Plunger c/w int. unloader
BAR4015C-R	4000	15	15Hp R420	Comet Italy Plunger c/w ext. unloader

OTHER VERSIONS AVAILABLE

BAR4015-RE	4000	15	15Hp R420E	Above in electric start
BAR4015-RJ	4000	15	15Hp R420	4 wheel roll frame
BAR4015-REJ	4000	15	15Hp R420	Elec. Start in roll frame

Includes  
15m Hose / Gun & Lance / 4 Quick Connect Nozzles

Accessory Kit Included



Option Bar





# Petrol Pressure Cleaners

## Honda/CAT Direct Drive

6.5 & 13 HP HONDA

Machine Option: CAT Pump / Grey Frame



▲ SEMI-PROFESSIONAL with Honda Engine

Model	Psi	Flow	Honda	Pump	
BAR3065C-H	3000	10.2	6.5Hp GX	CAT USA Int Unloader	\$


▲ PROFESSIONAL with Honda Engine

Model	Psi	Flow	Honda	Pump	
BAR4213CX-H	4200	15	13Hp GX	CAT USA Int Unloader	\$
BAR4013C-H	4000	15	13Hp GX	CAT USA Ext. Unloader	\$

Includes:  
Detergent injector, gun, lance, 4 qc nozzles and 15m hose.  
CAT Pump (4DNX27G51 Semi Pro)  
Ready to work  
Weighs 45kg

Includes:  
Detergent injector, 15m Hose / Gun & Lance / 4 Quick Connect Nozzles  
CAT Pump (67DX39G1 Semi Pro or 66DX40GG1 Pro)  
Ready to work  
Weighs: 78kg

Option Bar



Pump Oil



Engine Oil



Pump Saver



Turbo Nozzle



Detergents



Hose Reel



Hose Extn  
85.238.155



Inlet Filter



Water Broom



Whirl-A-Way

Extension Wands

# Petrol Pressure Cleaners

## Honda/AR Direct Drive



POWERED by  
**HONDA**

6.5 & 13 HP HONDA

Machine Option: AR Pump / Aluminium Frame



▲ SEMI-PROFESSIONAL with Honda Engine

Model	Psi	Flow	Engine	Pump
BAR3065A-HA	3000	11	6.5Hp GX	Annovi China Plunger c/w int unloader


Includes:  
Detergent injector, gun, lance, 4 qc nozzles and 10m hose.  
Ready to work  
Weighs 45kg

▲ PROFESSIONAL with Honda Engine

Model	Psi	Flow	Engine	Pump
BAR4013A-HA	4000	15	13Hp Honda	Annovi Italy Plunger c/w ext unloader

Includes:  
Detergent injector, 15m Hose / Gun & Lance / 4 Quick Connect Nozzles  
Ready to work  
Weighs: 78kg

Option Bar



Pump Oil



Engine Oil



Pump Saver



Turbo Nozzle



Detergents



Hose Reel



Hose Extn  
85.238.155



Inlet Filter



Water Broom

Whirl-A-Way



Extension Wands



# Petrol Pressure Cleaners

## Honda/AR Direct Drive

6.5 & 13 HP HONDA

Machine Option: AR Pump / Aluminium Frame



POWERED by **HONDA**



▲ SEMI-PROFESSIONAL with Honda Engine

Model	Psi	Flow	Engine	Pump
BAR3065A-HA	3000	11	6.5Hp GX	Annovi China Plunger c/w int unloader

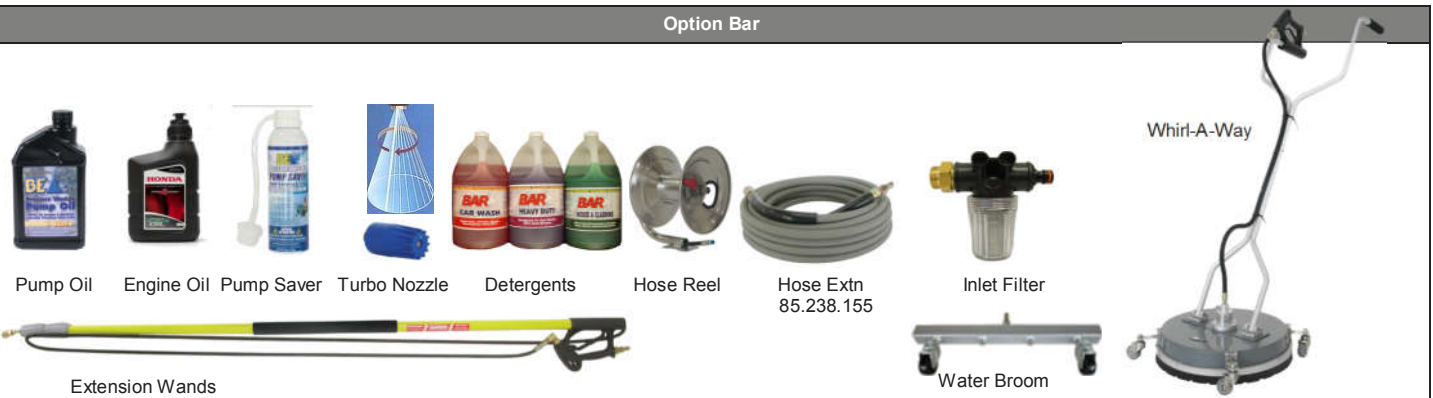
Includes:  
Detergent injector, gun, lance, 4 qc nozzles and 10m hose.  
Ready to work  
Weighs 45kg

▲ PROFESSIONAL with Honda Engine

Model	Psi	Flow	Engine	Pump
BAR4013A-HA	4000	15	13Hp Honda	Annovi Italy Plunger c/w ext unloader

Includes:  
Detergent injector, 15m Hose / Gun & Lance / 4 Quick Connect Nozzles  
Ready to work  
Weighs: 78kg

Option Bar



Pump Oil

Engine Oil

Pump Saver

Turbo Nozzle

Detergents

Hose Reel

Hose Extn  
85.238.155

Inlet Filter

Water Broom

Whirl-A-Way

Extension Wands

# Petrol Pressure Cleaners

## Honda/CAT Direct Drive



6.5 & 13 HP HONDA



Machine Option: CAT Pump / Grey Frame



▲ SEMI-PROFESSIONAL with Honda Engine

Model	Psi	Flow	Honda Pump	Unloader
BAR3065J-H	3000	10.2	6.5Hp GX CAT USA	Int Unloader


Includes:  
Detergent injector, gun, lance, 4 qc nozzles and 15m hose.  
CAT Pump (4DNX27G51 Semi Pro)  
Ready to work  
Weighs 45kg

▲ PROFESSIONAL with Honda Engine

Model	Psi	Flow	Honda Pump	Unloader
BAR4213JX-H	4200	15	13Hp GX CAT USA	Int Unloader
BAR4013J-H	4000	15	13Hp GX CAT USA	Ext. Unloader

Includes:  
Detergent injector, 15m Hose / Gun & Lance / 4 Quick Connect Nozzles  
CAT Pump (67DX39G1 Semi Pro or 66DX40GG1 Pro)  
Ready to work  
Weighs: 78kg

Option Bar



Pump Oil

Engine Oil

Pump Saver

Turbo Nozzle

Detergents

Hose Reel

Hose Extn  
85.238.155

Inlet Filter

Whirl-A-Way

Extension Wands

Water Broom



# Petrol Pressure Cleaners

6.5, 9 & 13 HP HONDA

## 4 Wheel "J" Frame

### Electric Start Option



6.5Hp  
9.Hp  
13Hp

Add "E"  
Add "E"  
Add "E"



Battery not included

Battery ETX16 Gel type

\$118 X

### Stainless Water Tank



6.5Hp  
9.Hp  
13Hp  
13Hp

BAR2565G-HJVT  
BAR3090G-HJVT  
BAR3513G-HJVT  
BAR4013G-HJVT



Tank suits Gear Box units only

### Pump/Motor Mtp (no accessories)



BAR4013-HB  
BAR4013-HEB  
BAR3513G-HB  
BAR3513G-HEB

Add "Combo"  
Add "Combo"  
Add "Combo"  
Add "Combo"



### Fit engine reduction throttle



6.5Hp  
9.Hp  
13Hp

Add "L" or 155 413240001FIT  
Add "L" or 155 413240001FIT  
Add "L" or 155 413240001FIT




### Swap from Honda to Powerease



6.5Hp  
9.0 Hp  
13 Hp  
13Hp Elec

Change "H" to "R"  
Change "H" to "R"  
Change "H" to "R"  
Change "H" to "R"



### Fitted Reel & Hose



10 Metres Hose (fit reel & use hose supplied)

6.5Hp  
9.Hp  
13Hp

Add "W10"  
Add "W10"  
Add "W10"



30 Metres Hose (swap 15m hose for 30m + reel)

6.5Hp  
9.Hp  
13Hp

Add "W30"  
Add "W30"  
Add "W30"





# Petrol Pressure Cleaners



6.5, 9 & 13 HP HONDA

## 4 Wheel "J" Frame



POWERED by **HONDA**



▲ BAR2565-HJJ

▲ BAR3513G-HJV



### Direct Drive @ 2800 Rpm

Model	Psi	Flow	Honda	Vib Plate Pump	Nozzle	Weight
BAR2565-HJJ	2700	11	6.5Hp GX Honda Recoil			43kg
BAR3090-HJJ	3000	15	9Hp GX Honda Recoil			76kg
BAR4013-HJ	4000	15	13Hp GX Honda Recoil			79kg

### Gear Box Drive @ 1440 Rpm

Model	Psi	Flow	Honda	Vib Plate	Comet Pump	Nozzle	Weight
BAR2565G-HJJ	2700	11	6.5Hp GX Honda Recoil				43kg
BAR3513G-HJ	3500	15	13Hp GX Honda Recoil				79kg
BAR3513G-HJV	3500	15	13Hp GX Honda Recoil	Y	Comet RW3540	035	82kg
BAR2613G-HJ	2600	21	13Hp GX Honda Recoil				79kg
BAR4013G-HJ	4000	13	13Hp GX Honda Recoil				79kg
BAR4013G-HJV	4000	13	13Hp GX Honda Recoil	Y			79kg

Includes:  
 Gearbox or Direct Drive options  
 Galvanised roll frame  
 Comet Pump - designed in Italy, built in Italy  
 Honda engine supplied by Honda Australia  
 Gun & Lance, 10m Hose, 4 Quick Connect Nozzles, Det. Injector  
 Ready to work



# Petrol Pressure Cleaners

## 4 Wheel "J Maxi" Frame

23 & 27Hp HONDA

### Safety Extras



Emergency Stop  
Strobe Light  
Fire extinguisher  
Lifting Hook

### Motor/Pump Mtp



\* Displayed with optional Fuel tank  
\* Supplied without accessories

BAR4023G-HE Combo 4000 Psi / 21 l/min  
BAR5027G-HE Combo 5000 Psi / 21 l/min  
BAR3627G-HE Combo 3600 Psi / 27 l/min

### Foot Mount option available



### See Jetter Section for Jetter options



### GEAR BOX DRIVE to 27Hp in "R" Frame



Model	Psi	Flow	Engine	Hp	Pump	Speed	Kg
4016G-BrER	4000	18	Briggs	16hp	Comet RW5040	1450 Rpm	96kg
3016G-BrER	3000	21	Briggs	16hp	Comet RW5530	1450 Rpm	96Kg
4023G-HER	4000	20	Honda	20hp	Comet RW5040	1450 Rpm	105kg
5027G-HER	5000	21	Honda	24hp	Comet TW5550	1450 Rpm	110kg
5027G-VER	5000	25	Vanguard	27hp	Comet TW	1450 Rpm	130kg

Add Stainless Water Tank as displayed - "T" -

## 4 Wheel "J Maxi" Frame

Make short work of cleaning jobs with a BARmaxi

All premium components, supplied standard with:

- 23 or 27 Class Honda Australia Engine with new 4 Year warranty and "Key" electric start
- Comet Italian Premium Pump. Genuinely now the best large pump in the Australian market
- PA Italian Gearbox
- Large Stainless 38l water tank with low water cut-out
- Stainless (not plastic) 25 litre fuel tank
- Unloader and Safety Relief Valve
- Inline stainless water filter
- Gal. roll frame
- Easily conversion to base mount
- Pressure gauge
- Quick Release Connectors

POWERED by  
**HONDA**



▲ BAR5027G-HEJMT



Options:

- Battery Isolator valve to prevent flat battery
- Optional kill switch for municipals
- Fire Extinguisher
- Strobe Light
- Top Mount Reel
- Jetter Version

GEAR BOX DRIVE to 24hp in JM Frame								
Model	Psi	Flow	Engine	Hp	Pump	Speed	Kg	
Standard Machine - No water Tank								
BAR4016G-VEJD	4000	18	Briggs Twin	16hp	RW5040	1450	96	\$
BAR3016G-VEJD	3000	21	Briggs Twin	16hp	RW5530	1450	96	\$
BAR4023G-HEJM	4000	21	Honda Twin	20hp	RW5040	1450	105	\$
BAR3627G-HEJM	3600	27	Honda	24hp	TW5550	1450	110	\$
BAR5027G-HEJM	5000	21	Honda	24hp	TW5550	1450	110	\$
BAR7027G-HEJM	7300	17	Honda	24hp	TW4070	1450	110	\$
Pump Saver - Supplied with Stainless Water Tank								
BAR3627G-HEJMT	3600	27	Honda	24hp	TW5550	1450	110	\$
BAR5027G-HEJMT	5000	21	Honda	24hp	TW5550	1450	110	\$
BAR7027G-HEJMT	7300	17	Honda	24hp	TW4070	1450	110	\$

Specify your "HEJM" machine in one of 3 versions:

- 1) **Standard** - Ideal for maneuverability around sites  
- As displayed with great mobility  
Frame with Wheels - L860 x W800 x H690  
Frame with Handle/No reels - L860 x W550 x H990  
Frame with Hose Reel - L860 x W800 x H1260
- 2) **Compact** - With smaller wheels & axles  
- Allows for access through door ways  
Frame with small wheels - L860 x W740 x H1260
- 3) **Stationary** - Without wheels for trailer mounting  
- Use vibration mounts when mounting





# Petrol Pressure Cleaners

## Belt Drive

### CWC Premium Series

The CWC Premium Petrol Series features a powder coated steel frame with 1 1/4" roll cage, handles and lifting hook with a two-piece belt guard, four flat-free tires and locking brake. This industrial frame design makes it one of the most durable pressure washers on the market today.

#### Pump:

- External bypass system allows more water into the system to protect from heat build-up
- Forged brass manifold
- Thermal and safety relief valves
- Water filter with clear sleeve for screen inspection

#### Components:

- Fuel tank has powder coated outside for aluminized steel inside to prevent rusting
- 13-gallon fuel tank capacity for 9.5 hours run time

#### Unit Options (not included):

- Quick connect nozzles—0°, 15°, 25° and 40°
- 50 foot x 3/4" high pressure hose with quick connects (CWC-5000 models have a non-marking hose; CWC-6004 and CWC-7004 have a black hose)
- 50 foot x 1/2" high pressure black hose with quick connects (CWC-3008-4MGH)
- Insulated trigger gun with safety lock-off

#### Limited Warranties:

- 2 year Honda engine
- 2 year pump



CWC-7004-4MGH



Massive industrial fuel tank

#### BELT DRIVE to 24Hp in "R" Frame

Model	Psi	Flow	Engine	Hp	Pump	Speed	Kg	
BAR5027P-H	5000	20	Honda	23hp		1750		

A modular series designed to suit your specific needs:

- Honda GX630 engine
- General/Interpump Italian pump with external unloader
- 4 wheel roll frame with inbuilt options for roll frame and lifting bar Easily removable wheels and axles to convert to base mount
- Supplied without accessories

# Petrol Pressure Cleaners

## Belt Drive



### Standard Spec

### Hire Company Spec



▲ BAR5027P-HER Displayed with fuel tank & battery box



▲ BAR3013P-HMT

BELT DRIVE to 24Hp in "R" Frame								
Model	Psi	Flow	Engine	Hp	Pump	Speed	Kg	
BAR3513P-H	3500	15	Honda	13hp	Comet RW5040	1750 Rpm		
BAR3013P-H	3000	21	Honda	13hp	Comet RW5530	1750 Rpm		
BAR5027P-HE	5000	21	Honda	24hp	Comet RW	1750 Rpm		

BELT DRIVE to 24Hp in JM Frame								
Model	Psi	Flow	Engine	Hp	Pump	Speed	Kg	
BAR3013P-HM	3000	21	Honda	13hp		1450		
BAR3513P-HM	3500	15	Honda	13hp		1450		

Water Tank - "T" - \$400  
 Electric Start - "E" - \$440 (Battery not included 165 Battery ETX16 Gel type \$118 X)

A modular series designed to suit your specific needs:

- Honda GX engine
- Comet Italian pump with external unloader
- Utilitarian 4 wheel roll frame with inbuilt options for roll frame, lifting eye and optional water header tank. Easily removable wheels and axles to convert to base mount
- Supplied ready to work, with gun & lance, 15 metres of hose and a selection of 4 quick connect nozzles
- Detergent injection - low pressure
- Optional Top mount Hose Reel



# Petrol Pressure Cleaners

New Model - BAR3065A-H (Page 17)

