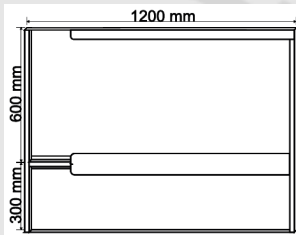




## MULTI-MESSAGE MRWA SAFETY SIGNS



Multi Message sign frame.  
All multi message signs slide into the frame from one side.



Saddle Bags are available to weigh down the legs of the Frame and temporary Warning boxed Edged Signs

**ROADWORK  
AHEAD**

MMS - ADV - 39  
1200 x 600

**REDUCE SPEED**

MMS - ADV - 28  
1200 x 300

**POWER LINE  
WORKS  
IN PROGRESS**

**DRIVE SLOWLY**

MMS - ADV - 11  
1200 x 300

**GRADER  
AHEAD**

MMS - ADV - 12  
600 x 600

**HEAVY  
VEHICLES**

MMS - ADV - 13  
600 x 600

**HIGH  
VEHICLES**

MMS - ADV - 14  
600 x 600

**LINE  
MARKING**

MMS - ADV - 15  
600 x 600

**LINE MARKING**

MMS - ADV - 18  
1200 x 300

**BLASTING AREA  
SWITCH OFF RADIO  
TRANSMITTERS**

MMS - ADV - 6  
1200 x 600

**BRIDGE  
WORK  
AHEAD**

MMS - ADV - 7  
600 x 600

**BRIDGEWORK  
AHEAD**

MMS - ADV - 8  
1200 x 600

**DETOUR  
AHEAD**

MMS - ADV - 9  
600 x 600

**DO NOT OVERTAKE**

MMS - ADV - 10  
1200 x 300



**WEB:** [www.austutilities.com.au](http://www.austutilities.com.au)  
**EMAIL:** [sales@austutilities.com.au](mailto:sales@austutilities.com.au)

**PHONE:** 08 9406 3200



# MRWA SAFETY SIGNS

**ON SIDE ROAD**

MMS - ADV - 22  
1200 x 300

**OVER**  **m**

MMS - ADV - 23  
1200 x 300

**OVER**  **GVM**


MMS - ADV - 24  
1200 x 300

**POWER LINE  
WORKS  
IN PROGRESS**

MMS - ADV - 25  
1200 x 600

**PREPARE TO STOP**

MMS - ADV - 26  
1200 x 300

 **km AHEAD**

MMS - ADV - 1  
1200 x 300

 **km  
AHEAD**

MMS - ADV - 2  
600 x 600

  **AHEAD**

MMS - ADV - 3  
600 x 600

**AT INTERSECTION**

MMS - ADV - 4  
1200 x 300

**AT SIGNALS**

MMS - ADV - 5  
1200 x 300

**PREPARE  
TO  
STOP**

MMS - ADV - 27  
600 x 600

**REDUCE SPEED**

MMS - ADV - 28  
1200 x 300

**REDUCE  
SPEED**

MMS - ADV - 29  
600 x 600

**REDUCE SPEED**

MMS - ADV - 30  
1200 x 600

**ROAD  
CLOSED**

MMS - ADV - 31  
600 x 600

**ROAD CLOSED**

MMS - ADV - 32  
1200 x 600

**ROAD CLOSED  
AHEAD**

MMS - ADV - 33  
1200 x 600

**ROAD  
PLANT  
AHEAD**

MMS - ADV - 34  
600 x 600

**ROAD PLANT  
AHEAD**

MMS - ADV - 35  
1200 x 600

**ROAD PLANT  
ON SIDE ROAD**

MMS - ADV - 36  
1200 x 600

**ROAD  
SIDE  
HAZARD**

MMS - ADV - 37  
600 x 600

**ROAD  
WORK  
AHEAD**

MMS - ADV - 38  
600 x 600

**ROADWORK  
AHEAD**

MMS - ADV - 39  
1200 x 600

**ROADWORKS**

MMS - ADV - 40  
1200 x 300

**ROADWORK  
ON SIDE ROAD**

MMS - ADV - 41  
1200 x 600

**SIDE  
ROAD  
CLOSED**

MMS - ADV - 42  
600 x 600

**SIDE ROAD  
CLOSED**

MMS - ADV - 43  
1200 x 600



MMS - ADV - 44  
600 x 600



MMS - ADV - 45  
1200 x 300



MMS - ADV - 46  
1200 x 300



MMS - ADV - 47  
600 x 600



**WEB:** [www.austutilities.com.au](http://www.austutilities.com.au)  
**EMAIL:** [sales@austutilities.com.au](mailto:sales@austutilities.com.au)

**PHONE:** 08 9406 3200



# MRWA SAFETY SIGNS



MMS - ADV - 48  
600 x 600

**SIGNALS  
NOT  
IN USE**

MMS - ADV - 49  
600 x 600



MMS - ADV - 50  
600 x 600



MMS - ADV - 51  
600 x 600



MMS - ADV - 52  
600 x 600

**DETOUR**

MMS - DIV - 1  
600 x 600



MMS - DIV - 2(L)  
1200 x 600



MMS - DIV - 2(R)  
1200 x 600



MMS - DIV - 3(L)  
1200 x 600



MMS - DIV - 3(R)  
1200 x 600



MMS - DIV - 4  
1200 x 300



MMS - DIV - 5  
600 x 600

**LOCAL TRAFFIC ONLY**

MMS - DIV - 6  
1200 x 300



MMS - DIV - 7  
600 x 600



MMS - EVE - 1  
600 x 600



MMS - EVE - 2  
600 x 600



MMS - EVE - 3  
600 x 600

**EVENT IN PROGRESS**

MMS - EVE - 4  
1200 x 300

**EVENT  
ON SIDE ROAD**

MMS - EVE - 5  
1200 x 600



MMS - EVE - 6  
600 x 600



MMS - EVE - 7  
600 x 600



MMS - EVE - 8  
600 x 600



MMS - PED - 1  
600 x 600



MMS - PED - 2  
600 x 600



MMS - PED - 3(L) & (R)  
1200 x 300



MMS - PED - 4  
600 x 600



MMS - PED - 5  
600 x 600



MMS - PED - 6  
600 x 600



MMS - POS - 1(L)  
600 x 600



MMS - POS - 1(R)  
600 x 600



MMS - POS - 2(L)  
600 x 600



MMS - POS - 2(R)  
600 x 600



MMS - POS - 3(L)  
600 x 600



MMS - POS - 3(R)  
600 x 600



MMS - POS - 4  
600 x 600



MMS - POS - 5  
600 x 600



**WEB:** [www.austutilities.com.au](http://www.austutilities.com.au)  
**EMAIL:** [sales@austutilities.com.au](mailto:sales@austutilities.com.au)

**PHONE:** 08 9406 3200



# MRWA SAFETY SIGNS



MMS - POS - 6(L)  
600 x 600



MMS - POS - 6(R)  
600 x 600



MMS - POS - 7(L)  
600 x 600



MMS - POS - 7(R)  
600 x 600



MMS - POS - 8  
1200 x 300

**MERGE  
LEFT**

MMS - POS - 9(L)  
600 x 600

**MERGE  
RIGHT**

MMS - POS - 9(R)  
600 x 600

**MERGE LEFT**

MMS - POS - 10(L)  
1200 x 300



MMS - RC - 1  
600 x 600

**LOOSE  
SURFACE**

MMS - RC - 2  
600 x 600

**NEW WORK  
NO LINES  
MARKED**

MMS - RC - 3  
1200 x 600

**NO  
LINES**

MMS - RC - 4  
600 x 600

**ROUGH  
SURFACE**

MMS - RC - 5  
600 x 600

**MERGE RIGHT**

MMS - POS - 10(R)  
1200 x 300



MMS - RC - 6  
600 x 600



MMS - RC - 7  
600 x 600

**SOFT  
EDGES**

MMS - RC - 8  
600 x 600

**TRAFFIC  
HAZARD**

MMS - RC - 9  
600 x 600

**WATER  
OVER  
ROAD**

MMS - RC - 10  
600 x 600

**WATER OVER  
ROAD**

MMS - RC - 11  
1200 x 600

**WET  
BITUMEN**

MMS - RC - 12  
600 x 600



MMS - REG - 1  
600 x 600



MMS - REG - 2  
600 x 600



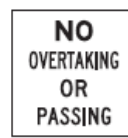
MMS - REG - 3  
600 x 600



MMS - REG - 4(L)  
600 x 600



MMS - REG - 4(R)  
600 x 600



MMS - REG - 5  
600 x 600

**DRIVE SAFELY**

MMS - TER - 1  
1200 x 300

**END  
BLASTING AREA**

MMS - TER - 2  
1200 x 600

**END  
DETOUR**

MMS - TER - 3  
600 x 600

**END  
ROAD  
WORK**

MMS - TER - 4  
600 x 600

**END  
ROADWORK**

MMS - TER - 5  
1200 x 600

**THANK YOU**

MMS - TER - 6  
1200 x 300



MMS - ADV - 17  
1200 x 600



MMS - ADV - 18  
600 x 600



MMS - ADV - 19  
1200 x 300



MMS - ADV - 20  
1200 x 300



MMS - ADV - 21  
1200 x 300



**WEB:** [www.austutilities.com.au](http://www.austutilities.com.au)  
**EMAIL:** [sales@austutilities.com.au](mailto:sales@austutilities.com.au)

**PHONE:** 08 9406 3200